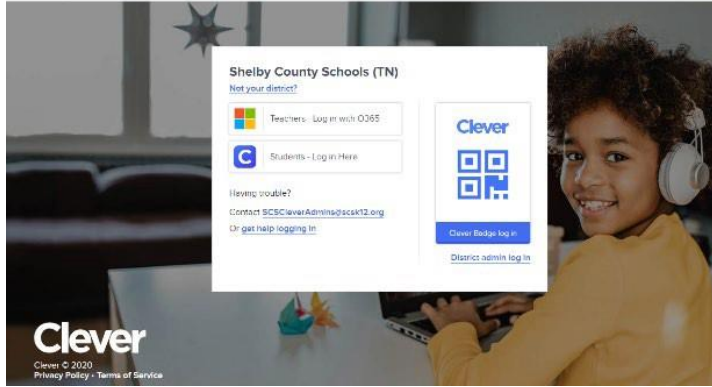


Accessing ThinkCentral Online Textbook for Middle School Teachers and Students

1. Log into your Clever account.



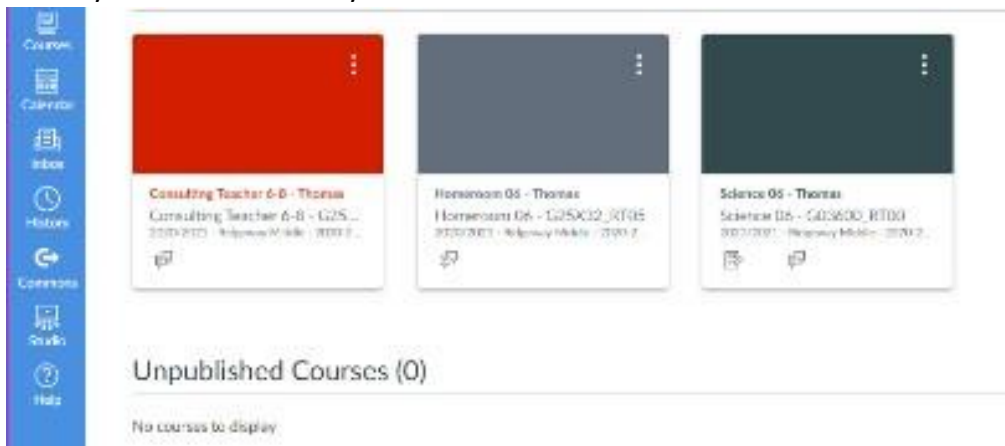
2. Click on the red Canvas icon.

Curriculum



Canvas


3. Select your class tab from your Dashboard.



4. Select ClassGather from the blue column on the left side.



5. Click on the ThinkCentral icon that will appear.



6. Your student textbook will appear



Clever > Canvas > select correct class tab > ClassGather > ThinkCentral icon > textbook will appear.