

Students should read the required books and complete the attached book report forms for each book.

Then the students should select their favorite book and write 3-4 sentences to answer the following questions: Which is your favorite book and why. Also, the student should draw a picture to go along with their writing prompt.

Reading Lists

- The Rough Face Girl by Rafe Martin
- Naming Jar by Yangsook Choi
- The Day You Begin by Jacqueline Woodson
- Last Stop on Market Street by Matt de la Peña

Book Report 1

Name _____

Date _____

Title _____

Author _____


Illustrator _____

of pages in the book _____

Genre _____

Grade _____

Fiction Book Report



Vocabulary Building

As you read, record unfamiliar vocabulary words. Write the sentences with each unfamiliar word, only focus on three words.

Use a dictionary to locate the meaning of the unfamiliar words. The term should reflect how it was used in the sentence.

Name the characters and write a sentence about each character using a word from the character trait box.

Character Trait

Adventurous	Demanding	Good	Happy	Responsible	Talented
Afraid	Dishonest	Greedy	Helpful	Rich	Trustworthy
Angry	Disrespectful	Fair	Messy	Rude	Unfriendly
Bad	Dull	Fearless	Mean	Sad	Upset
Bossy	Eager	Funny	Nice	Short	warm
Bored	Easy going	Glamorous	Old	Silly	Weak
Calm	Embarrassed	Good	peaceful	Smart	Wise
Careful	Giving	Greedy	poor	sweet	young

Question

Use the question stem box to create two text-dependent questions. You should be able to cite the evidence from the text. Ex. Why was Justin upset at lunch? He was not invited to the party. 11 page, 1st paragraph, 3rd sentence

What if...	Why	How
What	When	Where

1. _____

Answer _____

Evidence located on _____ page # _____ paragraph # _____ sentence #

2. _____

Answer _____

Evidence located on _____ page # _____ paragraph # _____ sentence #

Retell the Story

Beginning:

Middle:

Ending:

Setting:

When the story take place? _____

Where did the story take place? _____

Why did the author write the story? Entertain, Inform, or Persuade

What was the problem and how was it solved? If there was not a problem, you can leave this section blank.

Book Report 2

Name _____

Date _____

Title _____

Author _____


Illustrator _____

of pages in the book _____

Genre _____

Grade _____

Fiction Book Report



Vocabulary Building

As you read, record unfamiliar vocabulary words. Write the sentences with each unfamiliar word, only focus on three words.

Use a dictionary to locate the meaning of the unfamiliar words. The term should reflect how it was used in the sentence.

Name the characters and write a sentence about each character using a word from the character trait box.

Character Trait

Adventurous	Demanding	Good	Happy	Responsible	Talented
Afraid	Dishonest	Greedy	Helpful	Rich	Trustworthy
Angry	Disrespectful	Fair	Messy	Rude	Unfriendly
Bad	Dull	Fearless	Mean	Sad	Upset
Bossy	Eager	Funny	Nice	Short	warm
Bored	Easy going	Glamorous	Old	Silly	Weak
Calm	Embarrassed	Good	peaceful	Smart	Wise
Careful	Giving	Greedy	poor	sweet	young

Question

Use the question stem box to create two text-dependent questions. You should be able to cite the evidence from the text. Ex. Why was Justin upset at lunch? He was not invited to the party. 11 page, 1st paragraph, 3rd sentence

What if...	Why	How
What	When	Where

1. _____

Answer _____

Evidence located on _____ page # _____ paragraph # _____ sentence #

2. _____

Answer _____

Evidence located on _____ page # _____ paragraph # _____ sentence #

Retell the Story

Beginning:

Middle:

Ending:

Setting:

When the story take place? _____

Where did the story take place? _____

Why did the author write the story? Entertain, Inform, or Persuade

What was the problem and how was it solved? If there was not a problem, you can leave this section blank.

Book Report 3

Name _____

Date _____

Title _____

Author _____


Illustrator _____

of pages in the book _____

Genre _____

Grade _____

Fiction Book Report



Vocabulary Building

As you read, record unfamiliar vocabulary words. Write the sentences with each unfamiliar word, only focus on three words.

Use a dictionary to locate the meaning of the unfamiliar words. The term should reflect how it was used in the sentence.

Name the characters and write a sentence about each character using a word from the character trait box.

Character Trait

Adventurous	Demanding	Good	Happy	Responsible	Talented
Afraid	Dishonest	Greedy	Helpful	Rich	Trustworthy
Angry	Disrespectful	Fair	Messy	Rude	Unfriendly
Bad	Dull	Fearless	Mean	Sad	Upset
Bossy	Eager	Funny	Nice	Short	warm
Bored	Easy going	Glamorous	Old	Silly	Weak
Calm	Embarrassed	Good	peaceful	Smart	Wise
Careful	Giving	Greedy	poor	sweet	young

Question

Use the question stem box to create two text-dependent questions. You should be able to cite the evidence from the text. Ex. Why was Justin upset at lunch? He was not invited to the party. 11 page, 1st paragraph, 3rd sentence

What if...	Why	How
What	When	Where

1. _____

Answer _____

Evidence located on _____ page # _____ paragraph # _____ sentence #

2. _____

Answer _____

Evidence located on _____ page # _____ paragraph # _____ sentence #

Retell the Story

Beginning:

Middle:

Ending:

Setting:

When the story take place? _____

Where did the story take place? _____

Why did the author write the story? Entertain, Inform, or Persuade

What was the problem and how was it solved? If there was not a problem, you can leave this section blank.

Book Report 3

Name _____

Date _____

Title_____

Author_____


Illustrator_____

of pages in the book _____

Genre_____

Grade_____

Fiction Book Report



Vocabulary Building

As you read, record unfamiliar vocabulary words. Write the sentences with each unfamiliar word, only focus on three words.

Use a dictionary to locate the meaning of the unfamiliar words. The term should reflect how it was used in the sentence.

Name the characters and write a sentence about each character using a word from the character trait box.

Character Trait

Adventurous	Demanding	Good	Happy	Responsible	Talented
Afraid	Dishonest	Greedy	Helpful	Rich	Trustworthy
Angry	Disrespectful	Fair	Messy	Rude	Unfriendly
Bad	Dull	Fearless	Mean	Sad	Upset
Bossy	Eager	Funny	Nice	Short	warm
Bored	Easy going	Glamorous	Old	Silly	Weak
Calm	Embarrassed	Good	peaceful	Smart	Wise
Careful	Giving	Greedy	poor	sweet	young

Question

Use the question stem box to create two text-dependent questions. You should be able to cite the evidence from the text. Ex. Why was Justin upset at lunch? He was not invited to the party. 11 page, 1st paragraph, 3rd sentence

What if...	Why	How
What	When	Where

1. _____

Answer _____

Evidence located on _____ page # _____ paragraph # _____ sentence #

2. _____

Answer _____

Evidence located on _____ page # _____ paragraph # _____ sentence #

Retell the Story

Beginning:

Middle:

Ending:

Setting:

When the story take place? _____

Where did the story take place? _____

Why did the author write the story? Entertain, Inform, or Persuade

What was the problem and how was it solved? If there was not a problem, you can leave this section blank.

Book Report 4

Name _____

Date _____

Title _____

Author _____


Illustrator _____

of pages in the book _____

Genre _____

Grade _____

Fiction Book Report



Vocabulary Building

As you read, record unfamiliar vocabulary words. Write the sentences with each unfamiliar word, only focus on three words.

Use a dictionary to locate the meaning of the unfamiliar words. The term should reflect how it was used in the sentence.

Name the characters and write a sentence about each character using a word from the character trait box.

Character Trait

Adventurous	Demanding	Good	Happy	Responsible	Talented
Afraid	Dishonest	Greedy	Helpful	Rich	Trustworthy
Angry	Disrespectful	Fair	Messy	Rude	Unfriendly

Bad	Dull	Fearless	Mean	Sad	Upset
Bossy	Eager	Funny	Nice	Short	warm
Bored	Easy going	Glamorous	Old	Silly	Weak
Calm	Embarrassed	Good	peaceful	Smart	Wise
Careful	Giving	Greedy	poor	sweet	young

Question

Use the question stem box to create two text-dependent questions. You should be able to cite the evidence from the text. Ex. Why was Justin upset at lunch? He was not invited to the party. 11 page, 1st paragraph, 3rd sentence

What if...	Why	How
What	When	Where

1. _____

Answer _____

Evidence located on _____ page # _____ paragraph # _____ sentence #

2. _____

Answer _____

Evidence located on _____ page # _____ paragraph # _____ sentence #

Retell the Story

Beginning:

Middle:

Ending:

Setting:

When the story take place? _____

Where did the story take place? _____

Why did the author write the story? Entertain, Inform, or Persuade

What was the problem and how was it solved? If there was not a problem, you can leave this section blank.

Know these words by *August*.

Fry Words – The First Hundred

List 1

the
of
and
a
to
in
is
you
that
it
he
was
for
on
are
as
with
his
they
I
at
be
this
have
from

List 2

or
one
had
by
words
but
not
what
all
were
we
when
your
can
said
there
use
an
each
which
she
do
how
their
if

List 3

will
up
other
about
out
many
then
them
these
so
some
her
would
make
like
him
into
time
has
look
two
more
write
go
see

List 4

number
no
way
could
people
my
than
first
water
been
called
who
am
its
now
find
long
down
day
did
get
come
made
may
part

Fry Words – The Second Hundred

List 1

over
new
sound
take
only
little
work
know
place
years
live
me
back
give
most
very
after
things
our
just
name
good
sentence
man
think

List 2

say
great
where
help
through
much
before
line
right
too
means
old
any
same
tell
boy
follow
came
want
show
also
around
form
three
small

List 3

set
put
end
does
another
well
large
must
big
even
such
because
turn
here
why
ask
went
men
read
need
land
different
home
us
move

List 4

try
kind
hand
picture
again
change
off
play
spell
air
away
animal
house
point
page
letter
mother
answer
found
study
still
learn
should
America
world

Fry Words – The Third Hundred

List 1

high
every
near
add
food
between
own
below
country
plant
last
school
father
keep
tree
never
start
city
earth
eyes
light
thought
head
under
story

List 2

saw
left
don't
few
while
along
might
close
something
seem
next
hard
open
example
begin
life
always
those
both
paper
together
got
group
often
run

List 3

important
until
children
side
feet
car
mile
night
walk
white
sea
began
grow
took
river
four
carry
state
once
book
hear
stop
without
second
late

List 4

miss
idea
enough
eat
face
watch
far
Indian
real
almost
let
above
girl
sometimes
mountains
cut
young
talk
soon
list
song
being
leave
family
it's

Fry Words – The Fourth Hundred

List 1

body
music
color
stand
sun
questions
fish
area
mark
dog
horse
birds
problem
complete
room
knew
since
ever
piece
told
usually
didn't
friends
easy
heard

List 2

order
red
door
sure
become
top
ship
across
today
during
short
better
best
however
low
hours
black
products
happened
whole
measure
remember
early
waves
reached

List 3

listen
wind
rock
space
covered
fast
several
hold
himself
toward
five
step
morning
passed
vowel
true
hundred
against
pattern
numeral
table
north
slowly
money
map

List 4

farm
pulled
draw
voice
seen
cold
cried
plan
notice
south
sing
war
ground
fall
king
town
I'll
unit
figure
certain
field
travel
wood
fire
upon

Fry Words – The Fifth Hundred

List 1

done
English
road
half
ten
fly
gave
box
finally
wait
correct
oh
quickly
person
became
shown
minutes
strong
verb
stars
front
feel
fact
inches
street

List 2


decided
contain
course
surface
produce
building
ocean
class
note
nothing
rest
carefully
scientists
inside
wheels
stay
green
known
island
week
less
machine
base
ago
stood

List 3

plane
system
behind
ran
round
boat
game
force
brought
understand
warm
common
bring
explain
dry
though
language
shape
deep
thousands
yes
clear
equation
yet
government

List 4

filled
heat
full
hot
check
object
am
rule
among
noun
power
cannot
able
six
size
dark
ball
material
special
heavy
fine
pair
circle
include
built



Handwriting practice lines consisting of five sets of horizontal lines. Each set includes a solid top line, a dashed middle line, and a solid bottom line.

For Phonics support, Students should visit:

www.readingbear.org