


# Fall School-Based Family Data Night



# MSCS VISION FOR STUDENT SUCCESS



We envision Memphis-Shelby County Schools (MSCS) becoming a transformational district that provides opportunities for innovation to meet the needs of all scholars.

# Agenda




- **Purpose of School-Based Family Data Night**
- **Accessing the SCS Parent Portal (Report Cards/ Progress Reports)**
- **PowerSchool Academic Score Card**
- **Assessment Department Resources for Families**
- **Mastery Connect and 9-12 EOC (End of Course Math and Science)**
- **Secondary - Naviance (Grades 6-12)**
- **Advanced Academics**
- **School Communication Updates (ex. Tutoring, Class Dojo, Weekly/Daily Communications, Emails, Upcoming virtual Parent Meetings)**
- **Upcoming FACE Parent Support Opportunities**
- **Community Based Parent Support Opportunities**
- **MSCS Summer Programs 2022**
- **Student Registration/Enrollment and School Choice 2022**

# Purpose



- Inform parents on student progress with various assessments
- Provide guidance on how to read data reports
- Provide recommendations on how to assist students

# Accessing and Viewing the Report Card



# Accessing and Viewing the Report Card



- Report cards will be available for the complete quarter once all school grades are stored and will be housed in the parent portal.
- Access the report card, using the following link: <https://scstn.powerschool.com/public/home.html>
- Sign into your parent account.
- If you have forgotten the username or password, click on the “Forgot Username or Password” link.
- After logging in, click the report card icon.

The screenshot shows the PowerSchool SIS login page. At the top is the "PowerSchool SIS" logo. Below it is the "Student and Parent Sign In" section. There are "Sign In" and "Create Account" buttons. A "Select Language" dropdown is set to "English". The "Username" field contains "ksw\_testing" and the "Password" field is masked with "\*\*\*\*\*". A "Forgot Username or Password?" link is below the password field. A "Sign In" button is at the bottom right. At the bottom, there is a "SCS Logo" and a message: "If you have any questions regarding registration, we encourage you to contact our Office of Student Services - (901) 416-6007. Thank you! Shelby County Schools".

The screenshot shows the PowerSchool SIS dashboard for a user named Shivam. The top navigation bar includes the "PowerSchool SIS" logo and a list of names: "Madison", "Shivam", "Madison", "Angel", "Ivey", and "Edison". Below this is a "Navigation" sidebar with several icons and links: "Tutoring Program 21-22" (green checkmark), "Optional Renewals 21-22" (green checkmark), "TCAP &amp; EOC Transportation Survey" (green checkmark), "Online Education" (globe icon), "2021-22 Returning Student: Verify and Update Info" (orange box with clipboard icon), "New Student Registration 2021-22" (yellow box with clipboard icon), "Q1 Report Card" (purple box with "A+" icon), "Account Preferences" (gear icon), and "Update Communications Preferences" (speech bubble icon). The main content area is titled "Grades and Attendance" and shows "Shivam's PowerSchool Student" and "Shivam's Tennessee State Student". Below this is a table with columns "Exp" and "M". The "Exp" column has a value of "1(RD)" and the "M" column has a value of "M".

# Accessing and Viewing the Report Card



**Crump Elementary**  
4405 Crump Rd, Memphis, TN 38141  
901-416-1970  
Principal: Lyne Ssebikindu

School Year: 2021 - 2022

Report Card													Printed: 10/28/2021
Student: <div></div>		Homeroom: 0304				Grade Level: 3				Student Number: <div></div>			
		Quarter 1		Quarter 2		Quarter 3		Quarter 4		FINAL		Teacher Comments	
Course Name	Teacher	Grade	Conduct	Grade	Conduct	Grade	Conduct	Grade	Conduct	State Test	Grade		
Homeroom-3	Cobbins, P	--	S										
English Language Arts-3	Jackson, K	C	E										
Gen Music-3	Hoffman, J	E											
Mathematics-3	Bohanonstewart, C	D	G										
Physical Ed - Major-3	Mitchell, G	E											
Science-3	Gill, L	C	G										
Social Studies-3	Cobbins, P	C	S										
Visual Arts-3	Weatherall, V	E											
Daily Absences - (Excused Absences / Unexcused Absences / Tardies / Excused Left Early / Unexcused Left Early)		1 / 4 / 3 / 0 / 0		1 / 4 / 3 / 0 / 0		1 / 4 / 3 / 0 / 0		1 / 4 / 3 / 0 / 0		1 / 4 / 3 / 0 / 0			

## Grade Legend

A: 93 - 100  
B: 85 - 92  
C: 75 - 84  
D: 70 - 74  
F: 0 - 69  
E: Exempt  
I: Incomplete

## Conduct Legend

E: Excellent  
G: Good  
S: Satisfactory  
N: Needs Improvement

Shelby County Schools offers educational and employment opportunities without regard to race, color, religion, sex, creed, age, disability, national origin, or genetic information.

Parent Signature: \_\_\_\_\_

# PowerSchool Academic Scorecard







# What is the Academic Scorecard?

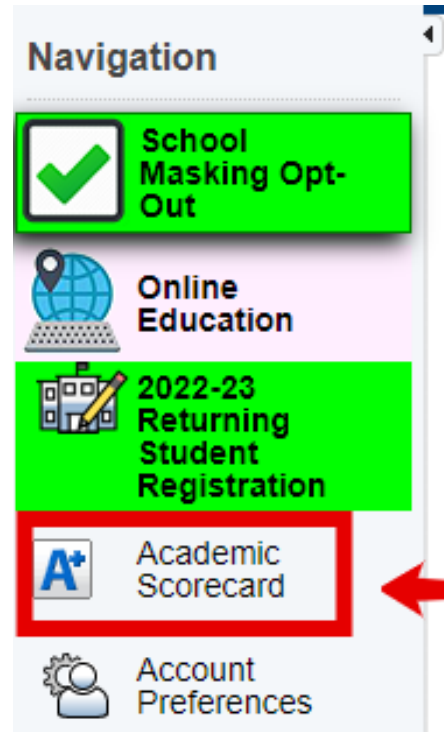
The Academic Scorecard is a report available in PowerSchool that allows parents and guardians the ability to view their child's academic, attendance, and behavior data in one centralized location.

It can be found by logging into PowerSchool using your normal username and password.

# Where is it?



Once you log in to PowerSchool, on the menu to the left of the screen, you should see the **'Academic Scorecard'** button.



**Grades and Attendance:**

's PowerSchool Student# Is

's Tennessee State Student ID# Is

**Click Here**

# Example Scorecard



Grade: 2

MSCS: Academic Scorecard

No Direct Certified

No Student With Disabilities

English Native English Language Background

No Section504

Attendance

97%  
Student Attendance Rate

92%  
District Attendance Rate

3  
Total Days Absent

Attendance Rate shows the percentage of days a student has been present since they have been enrolled. The District Attendance Rate is the rate for all students in the same grade level as this student.

3  
Days Chronically Absent

Chronic Absenteeism Status: Satisfactory

Chronic Absenteeism refers to students who have missed 10% or more school days for any reason since they have been enrolled. Students are considered at-risk of Chronic Absenteeism if they have missed 5-9% of school days for any reason.

0  
Days Truant

Tuancy Status: Satisfactory

Tuancy refers to students with many unexcused absences. Students are referred to the school's Student Attendance Review Team (SART) after 5 unexcused absences, and then the Student Attendance Review Board (SARB) after 10+ unexcused absences.

Course Grades

Course	Q1	Q2	S1	Q3	Q4	S2	Y1
Homeroom-2							
English Language Arts-2	A	A					
Gen Music-2	E	E					
Library (> 399)-2							
Physical Ed - Major-2		E					
Science Lab-2							
Visual Arts-2	E						
Mathematics-2	A	A					
Science-2	A	A					
Social Studies-2	A	A					
Lunch							
Learning Lab-2							

Behavior

Student behavior prevention and intervention strategies as defined in the State RTI2-Behavior framework involving all staff are key positive culture building activities. Student discipline actions are tracked in five categories:  
**Progressive Discipline Events: 0**  
Progressive discipline refers to any discipline consequence that does not exclude a child from the classroom. These actions are meant to improve behavior before it becomes a repeating issue.  
**ISS: 0 OSS: 0**  
ISS and OSS refer to in-school and out-of-school suspensions that remove a child from the classroom.  
**Expulsion: 0**  
Expulsion refers to a long-term suspension in which a student typically does not return to their home school for the remainder of the year.  
**Remand: 0**  
Remand refers to a student placement in an alternative school program following an expulsion.

State Assessment

No state assessment data available at this time.

Response to Intervention (RTI2)



1  
Literacy Tier



1  
Math Tier

Tier 3

Intensive Small Group Intervention

Tier 2

Targeted Small Group Intervention

Tier 1

Core Classroom Instruction

Response to Instruction & Intervention (RTI2) indicates any formal academic intervention a student is receiving in English Language Arts or math. Intervention intensity and frequency increases across Tier 2 and 3.  
Students in Tier 1 engage in grade level content during Core instruction. K-2 students performing below grade level in reading receive additional support through the Third Grade Commitment (3GC).  
Students in Tier 2 receive additional small group and online intervention. Progress is monitored bi-weekly.  
Students in Tier 3 receive more frequent and intense small group and online intervention, compared to Tier 2. Progress is monitored weekly.

Find more information, visit SCS RTI online at <http://www.scsk12.org/ci/rti.php?PID=1544>

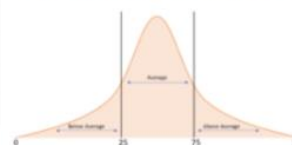
# Example Scorecard



## FastBridge Universal Screener

Date	Assessment	Scaled Score	Percentile	Percentile Bracket
09/09/2021	FastBridge aMath	176	1	Below Average (Below 25th percentile)
01/10/2022	FastBridge aMath	205	61	Average (Above 25th percentile)
09/14/2021	FastBridge aReading	492	74	Average (Above 25th percentile)
01/10/2022	FastBridge aReading	501	72	Average (Above 25th percentile)

**FastBridge Universal Screener** measures students' overall reading and math achievement levels three times per year compared to other students in the same grade level. The results are used to identify students who may undergo further assessment for interventions as well as eligibility for enrichment and advanced academic programs, such as CLUE.



The results show both the student's **Scaled Score** and the student's achievement **Percentile** compared to the national average. Students above the 50th percentile have higher achievement than half of all students tested nationally.

## iReady Diagnostic

Date	Assessment	Scaled Score	Percentile	Percentile Bracket
08/18/2021	iReady Diagnostic Math	402	50	One Grade Level Below
01/04/2022	iReady Diagnostic Math	425	61	One Grade Level Below
08/17/2021	iReady Diagnostic Reading	479	63	One Grade Level Below
01/05/2022	iReady Diagnostic Reading	522	76	On or Above Grade Level

The **iReady Diagnostic** is a computer adaptive assessment intended to measure student academic performance and growth. Teachers are able to track student performance aligned with grade level Reading and Math expectations.

The assessment measures students' overall reading and math achievement levels three times per year compared to grade-level expectations. Students can perform On or Above Grade Level, One Grade Level Below, or Two or More Grade Levels Below.

## Third Grade Commitment

The Third Grade Commitment (3GC) policy is a collaborative effort between schools, parents, and communities to ensure all students have the foundational literacy skills they need to be successful for life.

Third Grade has been identified as the year students are no longer "learning to read" but are "reading to learn". Reading on grade-level by third grade ensures students have the tools they need to access curriculum in grades 3-12 and beyond. SCS is committed to partnering with families to help students reach reading-readiness before third grade.

Certain benchmarks have been set for student's to demonstrate their grade-level readiness for reading. Each metric is presented below with your student's performance on that metric. These benchmarks allow educators to identify students in need of additional literacy intervention and which skills require additional development.

FastBridge Illuminate - Reading		
Fall FastBridge Lexile	430	✓
Winter FastBridge Lexile	570	✓

The **FastBridge Universal Screener** measures students' overall reading achievement levels three times per year compared to other students in the same grade level.

ELA MasteryConnect Assessment			
Date	Assessment	Score	Performance Level
12/10/2021	MasteryConnect ELA-2	18	Mastered

The **MasteryConnect** common formative assessment measures students' mastery of ELA content standards three times per year. In 3GC, Second grade students who achieve a 70% or higher are considered on track.

ELA Report Card		
Q1 Grade %	96	✓
Q2 Grade %	97	✓
Q3 Grade %		!
Q4 Grade %		!

**Report Card Grades** are provided on a quarterly basis to show student academic progress and flag courses where a student may be at risk for failing.

You can find the parent handbook and other Third Grade Commitment related information online at <http://www.scsk12.org/commitment/>

# Ready Graduate



## Ready Graduate

### ACT Composite

28

A student earns a score of 21 or higher on the ACT.

### SAT Total

-

A student earns a score of 1060 or higher on the SAT.

### Completed EPSOs

7

A student completes 4 Early Post-Secondary Opportunities (EPSOs), or completes a combination of EPSOs and either a state recognized Industry certification or earns a qualifying score on the Armed Services Vocational Aptitude Battery Exam (ASVAB).

### Industry Certs

-

A student earns at least 1 certification and completes 2 EPSOs.

### ASVAB

-

A student earns a score of 31 or higher on the ASVAB and completes 2 EPSOs.

**Yes**

Ready Graduate

**Ready Graduate** Status is for high school students and indicates whether or not they have met college-and career-readiness goals defined by the State of Tennessee. Students are considered Ready Graduates if they complete one of the five pathways displayed here.

### What counts as 1 EPSO?

- A) Advanced Placement Course Completion and AP Exam Attempt
- B) International Baccalaureate Course Completion and IB Exam Attempt
- C) Dual Enrollment Course Completion
- D) Statewide Dual Credit Course Completion and Statewide Dual Credit Challenge Exam Attempt



# How to Print?



Above the report, you should see more detailed printing instructions in red and a blue **'Print'** button right above the report itself.

## Print Instructions

Selected page breaks and print options will be output when this page is printed. This instructional text will not be sent to the printer.

Note that due to browser differences, some browsers may fail to properly print this report. **For a list of supported browsers, consult the Hardware and Software Requirements for PowerSchool 10.x, available on PowerSource.**

Tips for printing:

- Turn on printing of backgrounds. Shading and colorations in this reports are all "backgrounds", and not printing backgrounds will generally lead to illegible printouts.
- Turn **off** printing of "header" information in your browser settings. If this is not off, each page printed will include (depending on browser) the URL of this page, a page number, and a time stamp. These are generally not desired for this report.
- It is advised that you use your browsers "Print Preview" feature to confirm that the output is correct prior to sending to the printer. **You may adjust text size using the text font size controls of your browser. You may also control landscape/portrait printing via your browser settings.** Doing so may fix cases where table cells end up spanning page breaks or where the report appears too small in the final output.
- If this report contains a watermark, please verify your browser is set to print background images prior to printing the report.

Also note that this report has been opened in a new window. Once done printing, close this window to return to your previous PowerSchool session.



← Click Here

# How to Print?



Once you click the blue **'Print'** button at the top of the report, you will open a print menu. From here you can select the device you would like to print to (1) and then click Print (2).

**Print** ?

Total: 3 sheets of paper

**Printer**

Microsoft Print to PDF

**Copies**

1

**Pages**

☒ All

☐ Odd pages only

☐ Even pages only

☐ e.g. 1-5, 8, 11-13

**Color**

Color

[More settings](#)

[Print using system dialog \(Ctrl+Shift+P\)](#)

[Troubleshoot printer issues](#)

**Print** Cancel

2/28/22, 4:31 PM

Academic Scorecard

Grade:

MSCS: Academic Scorecard

Direct Certified Student With Disabilities English Language Background Section504

**Attendance**

Student Attendance Rate District Attendance Rate Total Days Absent

**Attendance Rate** shows the percentage of days a student has been present since they have been enrolled. The District Attendance Rate is the rate for all students in the same grade level as this student.

**Days Chronically Absent**

**Chronic Absenteeism Status:**

**Chronic Absenteeism** refers to students who have missed 10% or more school days for any reason since they have been enrolled. Students are considered at-risk of **Chronic Absenteeism** if they have missed 5-9% of school days for any reason.

**Days Truant**

**Truancy Status:**

**Truancy** refers to students with many unexcused absences. Students are referred to the school's Student Attendance Review Team (SART) after 5 unexcused absences, and then the Student Attendance Review Board (SARB) after 10+ unexcused absences.

**Course Grades**

Course	Q1	Q2	S1	Q3	Q4	S2	Y1

**Behavior**

Student behavior prevention and intervention strategies as defined in the State RTI2-Behavior framework involving all staff are key positive culture building activities. Student discipline actions are tracked in five categories:

**Progressive Discipline Events:**

Progressive discipline refers to any discipline consequence that does not exclude a child from the classroom. These actions are meant to improve behavior before it becomes a repeating issue.

**ISS:** **OSS:**

ISS and OSS refer to in-school and out-of-school suspensions that remove a child from the classroom.

**Expulsion:**

Expulsion refers to a long-term suspension in which a student typically does not return to their home school for the remainder of the year.

**Remand:**

Remand refers to a student placement in an alternative school program following an expulsion.

**State Assessment**

No state assessment data available at this time.

**Response to Intervention (RTI2)**

Literacy Tier Math Tier

**Tier 3** Intensive Small Group Intervention

**Tier 2** Targeted Small Group Intervention

**Tier 1** Core Classroom Instruction

**Response to Instruction & Intervention (RTI2)** indicates any formal academic intervention a student is receiving in English Language Arts or math. Intervention intensity and frequency increases across Tier 2 and 3. **Students in Tier 1** engage in grade level content during Core Instruction. K-2 students performing below grade level in reading receive additional support through the Third Grade Commitment (3GC). **Students in Tier 2** receive additional small group and online intervention. Progress is monitored bi-weekly. **Students in Tier 3** receive more frequent and intense small group and online intervention, compared to Tier 2. Progress is monitored weekly.

Find more information, visit SCS RTI online at <http://www.scsk12.org/cirt1.php?PID=1544>

[https://scsn.powerschool.com/guardian/shelby\\_baseball\\_card/webreport\\_bboard.html](https://scsn.powerschool.com/guardian/shelby_baseball_card/webreport_bboard.html)

1/3

2/28/22, 4:31 PM

Academic Scorecard

# Assessment Department Resources for Families





# Testing Information



The following resources can be found on the Assessment page of the MSCS website

(<http://www.scsk12.org//assessment/>):

- The 2023-2024 Assessment Calendar
- Assessment Rationale Document

# TCAP Family Portal



- The TCAP Family Portal is provided by the Tennessee Department of Education.
- Parents can access the TCAP Family Portal at [familyreport.tnedu.gov](https://familyreport.tnedu.gov).
- Parents can access their students' test scores using the TCAP Family Portal.
- One barrier to parents using the TCAP Family Portal is that it requires them to know their child's TN student ID. This TN Student ID is different than the student's PowerSchool ID. It is also important to put two zeros in front of the student's 7-digit ID.

# TCAP Family Portal



## STEPS TO ACCESS THE TCAP FAMILY PORTAL

1

Locate your child's Tennessee State Student ID number. This number is NOT the same as the PowerSchool Student ID but can be found using the PowerSchool parent portal. The ID number will start with two zeros and be displayed in green.

A screenshot of the PowerSchool SIS parent portal. The header shows "PowerSchool SIS" and a welcome message. A navigation menu on the left includes links for Online Education, 2021-22 Returning Student, New Student Registration, Q4 Report Card, Account Preferences, and Grades and Attendance. The main content area displays "Grades and Attendance" for a specific student (Grade 1). It shows the PowerSchool Student ID as 654321 and the Tennessee State Student ID as 001234567, which is highlighted in green and pointed to by a red arrow. A message at the bottom states: "Your attendance and schedule will be available to see in the PowerSchool Portal after 08/09/2021. Please come back after 08/09/2021 to see your schedule. Thanks!"

2

Once you have the Tennessee State Student ID number, go online to the TCAP Family Portal at [familyreport.tnedu.gov](http://familyreport.tnedu.gov). Enter the ID in the area labeled "Student ID (USID)" and use the drop-down tabs to enter your child's birth date. Then, click "Go." The system will pull up your child's results for review.

If you are a new user you will be prompted to create a password for your account. Once your password has been established, it will allow you to pull up your child's results.

# TCAP Family Portal



The logo for the Tennessee Department of Education, featuring the letters "TN" in a red square and the text "Department of Education".

An icon representing a family, with a stylized figure of an adult and a child.

Family Portal

Log in to see your child's  
Tennessee Comprehensive Assessment Program results!

### First Time Users

Enter your student's USID and date of birth.

**Student ID (USID):**

**Date of Birth:**

[Where's my Student ID?](#)

### Returning Users

Enter your student's USID and password.

**Student ID (USID):**

**Password:**

[Forgot Password?](#)

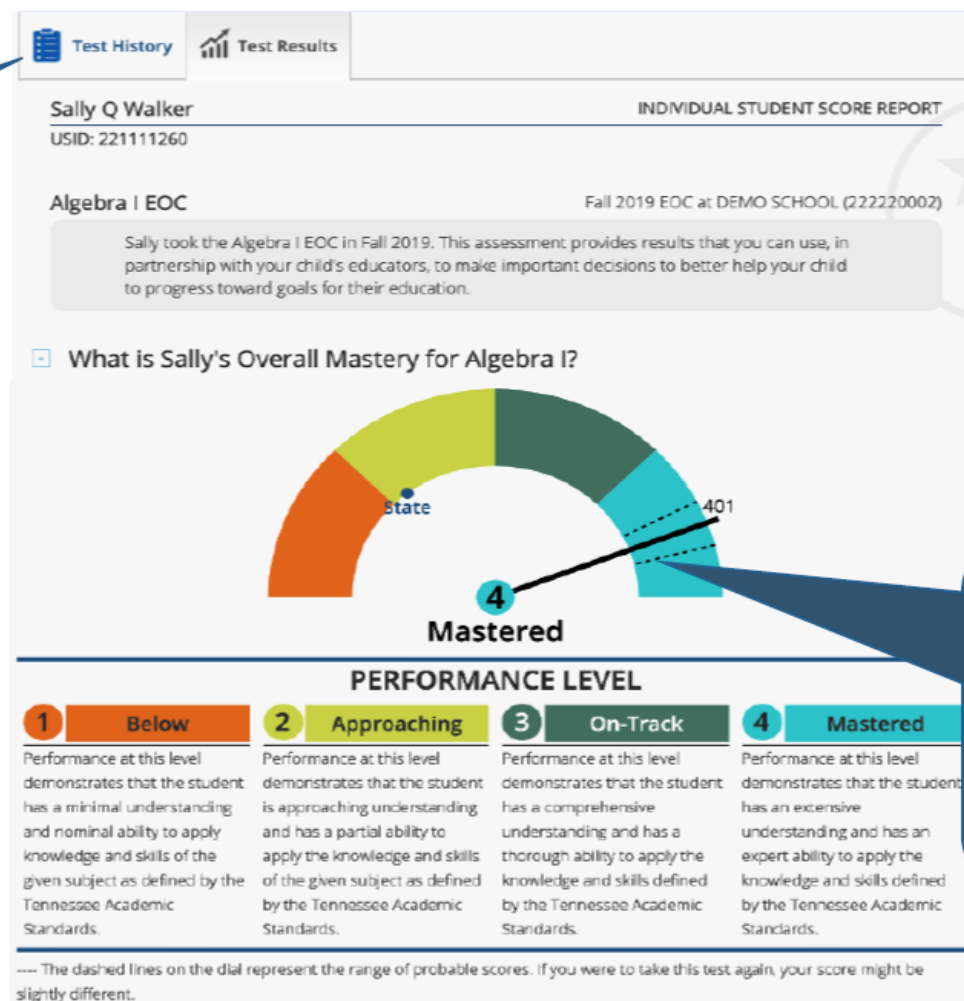
[Terms of Use](#) [Privacy Policy](#)

powered by eMetric

# TCAP Family Portal



To return to home page, click the **Test History** tab.



The **Test Results** page provides the student's Overall Mastery of the assessment and performance level descriptions. Scroll through the report for more information about your student's performance.

# TCAP Family Portal



In the next section of the report, you will see how your student performed on specific knowledge and skills for the selected subject, as well as the points earned and points possible for each category subscore.

How well did Sally perform on specific knowledge and skills in English II?  
How did Sally do in the different categories of questions on English II? The table below shows your student's success compared to the average performance of students who are on track (on grade level).

Category Subscore	Sally Compared to On-Track Students	Points Earned/ Points Possible
Reading: Literature <a href="#">+</a>		8 of 15 53%
Reading: Informational Text <a href="#">+</a>		7 of 14 50%
Reading: Vocabulary <a href="#">+</a>		3 of 7 43%
Written Expression <a href="#">+</a>		11 of 12 92%
Conventions <a href="#">+</a>		10 of 10 100%



earned fewer points than the average student who met the minimum on-track score



earned points comparable to the average student who met the minimum on-track score



earned more points than the average student who met the minimum on-track score

Information in this table indicates how a student performed in each Subscore Category compared to students who are on track. Subscores are used to identify demonstrated strengths and opportunities for improvement.

The middle column of this table shows how your student performed compared to students who scored within the On-Track performance level according to state standards.

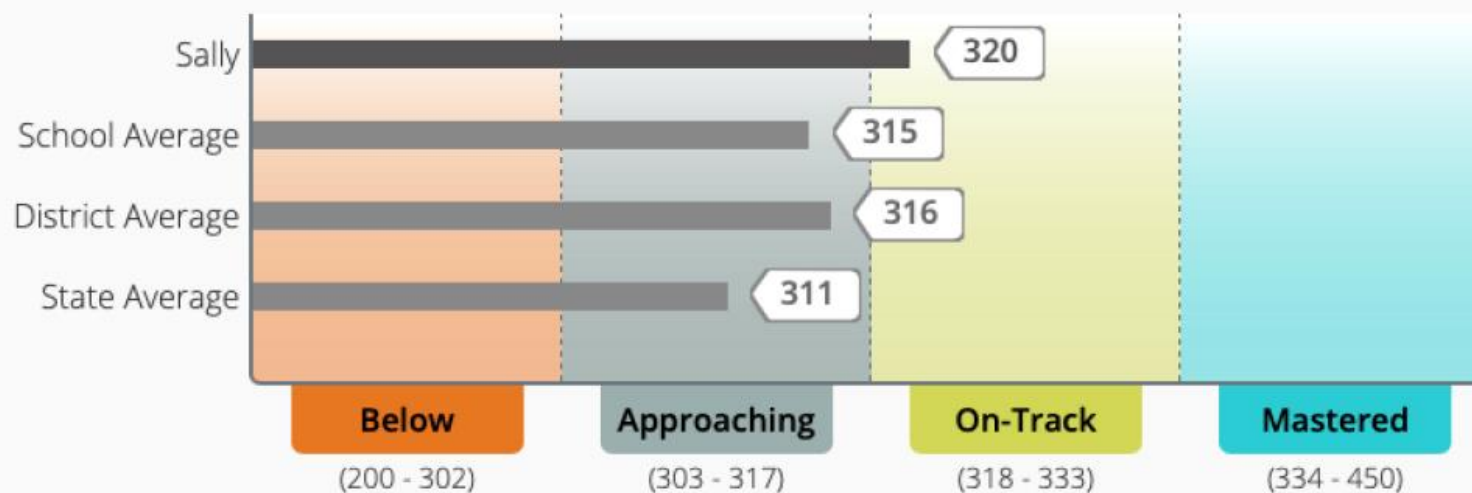


# TCAP Family Portal




The next section of the report shows a Performance Level Comparison graph for your student.

How does Sally's score compare to the scores of the school, the district, and the state?



This graph compares your student's score to the school, district, and state average for the same assessment.

# School's Current Data and Academic Goals






# School's Data and Academic Goals



Algebra 1 AMO	Hamilton		
Algebra 1 Double AMO	Total Enrolled	%	#
Below Basic	154	7.3%	11.242
	154	13.4%	20.636
Algebra 2 AMO	154	94.6%	72.842
Algebra 2 Double AMO	Algebra 2		
	153	6.8%	10.404
Below Basic	153	13.0%	19.89
	153	92.0%	70.38
Geometry AMO	Geometry		
Geometry Double AMO	170	6.8%	11.56
Below Basic	170	13.0%	22.1
	170	89.4%	75.99
ELA 9 AMO	ELA 9		
ELA 9 Double AMO	165	11.0%	18.15
Below Basic	165	16.9%	27.885
	165	32.8%	27.06
	ELA 10		
ELA 10 AMO	160	17.8%	28.48
ELA 10 Double AMO	160	23.3%	37.28
Below Basic	160	46.8%	37.44
	Biology		
Biology AMO	140	18.0%	25.2
Biology Double AMO	140	23.4%	32.76
Below Basic	140	51.4%	35.98

# Mastery Connect Data



# MASTERY CONNECT



- Grades K-12 will participate in standards-based assessments aligned with district ELA, math, and science curriculum maps.
- Mastery Connect is an assessment platform that allows teachers to assess student mastery of specific standards.
- Students can receive results instantly.
- The results are displayed by standard, so although students will still get an overall percentage on any assessment taken, the focus is on the mastery of the specific standards.

>

≡

MSCS

MSCS GRADE BAND

MSCS GRADE LEVEL

ZONE

ZONE GRADE BAND


ZONE GRADE LEVEL

SCHOOL

SCHOOL GRADE BAND

SCHOOL GRADE LEVEL

# Civics Exam



# Civics Exam



- All 12<sup>th</sup> graders will take the Civics Exam.
- The exam is made up of 52 multiple choice questions based on the Naturalization Test.
- The test will be housed in Mastery Connect.


# Civics Exam Data



## Hamilton's 20-21 Cohort Graduation Data

Question	Response	Plan of Action
If you don't find another student, what would your Graduation rate be?	80%	Increase enrollment in project grad and credit recovery. Follow up with students/families.
How many students are missing ACT?	16	The Graduation Coach is conducting aggressive communication to parents and students to get students registered for the December 9 <sup>th</sup> ACT. Senior Counselor will ensure that the test takers receive waivers for the test.
How many students are missing CIVICS?	166	Civics test will be conducted at the end of the Fall semester.

# End of Course (EOC) 9-12






# EOC: 9-12



TCAP Performance SY23 and SY22

Performance Category	ALG I		ALG II		GEO		ENG I		ENG II		BIO	
	22	23	22	23	22	23	22	23	22	23	22	23
Below	96.4	94.6	96.4	92	85.4	89.9	50.3	32.4	53.4	46.8	66.4	54.9
Approaching	3.1	4.3	4.7	7.5	11.8	9.5	45.5	62.5	39.9	40.9	29	32.6
Met	0.5	1.1	0.8	0.5	2.8	0.6	2.8	5.1	6.1	11.7	4.6	12.5
Exceeded	0	0	0	0	0	0	0	0	0.6	0.6	0	0

# Naviance



# Naviance



- Naviance helps students uncover their strengths and unique skills so they can develop confidence and see their potential.
- Naviance connects the dots between student interests and college and career choices and stay motivated to choose the choose their best-fit postsecondary path.

Naviance



**Our 8-12th grade students utilize  
Naviance to develop a 4-Year Focused  
Plan of Study**

# Purpose



Participating in the 4-Year Focused Plan of Study activity provides an opportunity for Students and Parents/Guardians to:

- Learn about graduation requirements, early post-secondary opportunities (EPSOs), and elective focuses available to students. [Ready Graduate Video](#)
- Explore course options for grades nine through twelve (9-12) based on their skills, interests, goals, and postsecondary aspirations.
- Develop an initial plan of study that will help support transition to high school and preparation for postsecondary options and success.

# High School Student Expectations



- Complete pre-work activities to help prepare for process.
- Create or update 4-Year Course Plan in Naviance during **March 7th – April 1st.**
- Share plan with parents/guardians in Naviance (students log in and parents view student's Course Plan) and determine if edits are needed.
- Check plan to ensure it meets requirements and is approved by School Counselor no later than **April 8th.**

# Parent Expectations



- Check for school notifications regarding the 4-Year Course Plan and next steps during **March – April 8th**.
- Review plan in Naviance (students log in and parents view student's Course Plan) with student to ensure it meets requirements.
- Contact the School Counselor for questions or to request for edits.
- **Parent Approval:** Indicate agreement with plan during time-frame shared by school ( i.e., signature, form, e-mail, etc.).
- If parent does not respond, the plan will be approved in Naviance.

# 4-Year Course Plan Approval Process



## Steps 1-2

- Student creates a 4-Year Course Plan and submit for approval in Naviance.
- School Counselor will review plan to ensure it meets requirements.

## Steps 3-4

- Student/Parent-guardian will review plan in Naviance.
- Parent-guardian will indicate agreement via school method.

## Steps 5-6

- School Counselor will address any request for edits and confirm parent agreement.
- The plan will be approved in Naviance if it meets requirements.



# SEM Advancement Act: Expanding Student Opportunities for Advanced Courses



# What is the SEM Advancement Act?



The SEM Advancement Act is a new state law that expands students' access to advanced courses.


- All 7-12 grade students who meet the criteria for advanced courses in ELA, mathematics, and/or science will be **identified** and **notified** in writing.
- These courses include, but are not limited to:
  - Honors
  - Advanced Placement (AP)
  - Cambridge International
  - Capstone Industry Certification-Aligned
  - College Level Exam Program (CLEP)
  - Dual Enrollment (DE)
  - International Baccalaureate (IB)
  - Local and Statewide Dual Credit
- Families who do not wish to take advantage of advanced courses may **opt out** of this opportunity in the PowerSchool parent portal.

# How can my child participate in advanced courses?



- Students with a B or higher **AND** a score of On Track/Mastery on the TCAP Achievement/EOC in their previous ELA, mathematics, and/or science course will be **automatically enrolled into the next respective Honors course(s)** based on class availability.
- Students who do not meet these criteria may still be considered for Honors courses.
- Students may also be eligible for advanced courses such as **Advanced Placement (AP), Dual Enrollment (DE), International Baccalaureate (IB), Local and/or Statewide Dual Credit (LDC/SDC), or Industry Certification (IC)**.
  - These courses are Early Postsecondary Opportunities (EPSOs) that enable students to potentially earn **college credit** while in high school.
  - All students who meet the eligibility criteria will be notified in writing.
- Talk to your child's school counselor for more information!

# The MSCS Commitment to Our Students




# The MSCS Commitment to Our Students



## What parents can expect:

- Personalized learning plans for each child
- Frequent Communication about student progress via parent letters, Academic Scorecard, and report cards
- Share distinct usernames and passwords for intervention that student can access at both home and school
- Grade and content academic support events throughout the year
- Access to parent resources via [scsk12.org](http://scsk12.org)

# School Communication







# School Communications Updates



## Memphis Shelby County Schools 2023-2024 Attendance and Report Card Periods For Schools Following the District-wide Calendar

### Twenty-Day Attendance Periods

20-Day Period	Begins		Ends	
1	Monday	August 7	Friday	September 1
2	Tuesday	September 5	Monday	October 2
3	Tuesday	October 3	Monday	November 6
4	Tuesday	November 7	Tuesday	December 12
5	Wednesday	December 13	Wednesday	January 24
6	Thursday	January 25	Thursday	February 22
7	Friday	February 23	Thursday	March 28
8	Monday	April 1	Friday	April 26
9	Monday	April 29	Friday	May 24

### Report Card and Progress Report Periods

Report Card Period	Report Card Period Begins	Progress Report Period Ends	Progress Reports Distributed & Available via Parent Portal	Report Card Period Ends	Report Cards Distributed & Available after 3 PM via Parent Portal	Days in Period
1 <sup>st</sup> 9 Weeks	August 7 Monday	September 6 Wednesday	September 6 Wednesday	October 6 Friday	October 25 Wednesday	
2 <sup>nd</sup> 9 Weeks	October 16 Monday	November 15 Wednesday	November 15 Wednesday	December 20 Wednesday	January 17 Wednesday	
<b>Semester</b>						<b>89</b>
3 <sup>rd</sup> 9 Weeks	January 4 Thursday	January 31 Wednesday	January 31 Wednesday	March 8 Friday	March 27 Wednesday	
4 <sup>th</sup> 9 Weeks	March 18 Monday	April 17 Wednesday	April 17 Wednesday	May 24 Friday	May 31 Friday	
<b>Semester</b>						<b>91</b>
<b>Year</b>						<b>180</b>

## Hamilton High CLASS OF 2024

### For more information

See Ms. Briggs, Ms. Meeks, Ms. McKinney, Ms. Pratcher, or Ms. Ward if you have any questions.

### SENIOR PICS

**September 26 & 27, 2023**

### SENIOR PROM

Date: TBA  
Location: TBA  
**Tickets: \$100**

### SENIOR WEEK

TBA  
**Dues \$200**

## IMPORTANT DATES 2023

Scholarships are available to all the students

**GRADUATION DATE: TBA**

### SENIOR DUES\*

**\$225 includes**

Diploma Cover  
Stole

HHS 24 Tassel

School Senior Montage Photo

Décor for Graduation

Transportation

2 Senior T-Shirts

1 Senior Fan towel

**\*non refundable**

**Due 12/8/2023**

### SENIOR EVENTS\*

- Senior Skate-September
- College Tours
- Rage Room
- Paintball
- Class Day
- Senior Picnic
- Senior Brunch
- Senior Luncheon

**\*SOME ACTIVITIES SUBJECT TO COST/CHANGE**



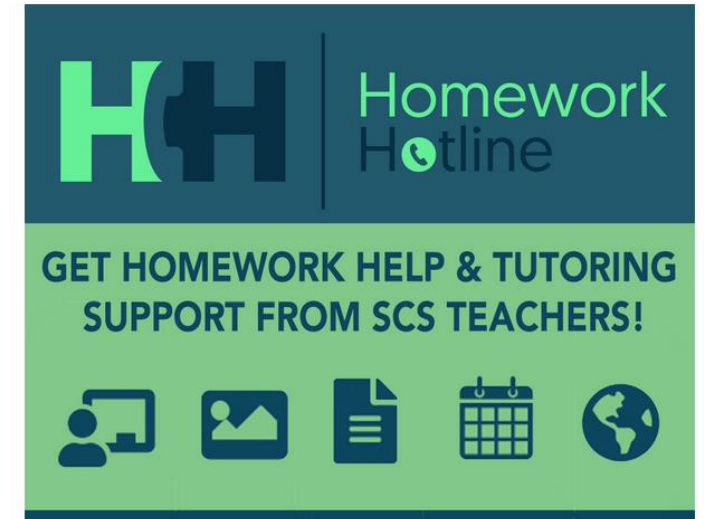


# Family and Community Engagement

## Ongoing Support




- **Homework Hotline:** Certified Teachers tutor K-12 Tennessee students in all core subjects
- Help is offered in seven languages: English, Arabic, Spanish, Hindi, Farsi, Mandarin, and Swahili.
- Teachers are available Mondays-Thursdays, 4p.m.-8p.m. via phone (901)416-1234 and webchat <http://homeworkhotline.info/>



Hours: 4 – 8 p.m. M-TH  
Call: (901) 416-1234  
Online: [homeworkhotline.info](http://homeworkhotline.info)

# The Commitment to our Parents



# Family and Community Engagement Ongoing Support



**Monthly Family Forums:** provide an opportunity for all parents to gather, learn, and share important information to support student learning and success in school. Families can join the live virtual sessions on Microsoft Teams by visiting [www.scsk12.org/familyforum](http://www.scsk12.org/familyforum).