

9TH GRADE ENSURING I AM ON- TRACK FOR HS GRADUATION (ROAD TO 22)

COURSE PLANNER CHECKLIST

- How many credits do you currently have in your plan?** *Type credit # in the field to the right.*
- What is the status of your English I course?** *Selection option from drop-down below.*

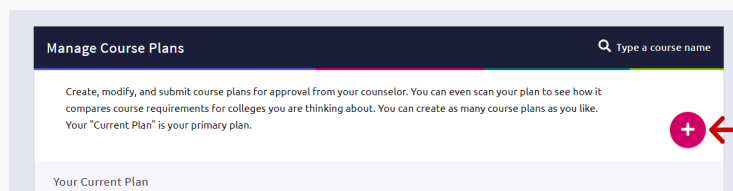
To complete this task you will be creating your 4 year plan in Naviance, completing the above checklist and completing the SY20-21 Road to 22 Reflection Survey.

To review, your course history, from your Naviance Student account:

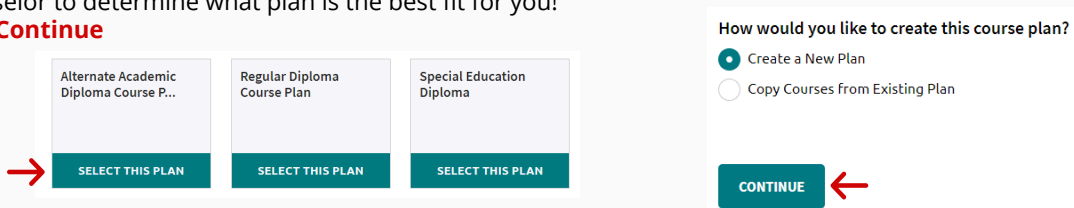
- From your homepage, select the **Courses Tab** at the top of the page, then select **Manage Course Plan** from the drop down menu.



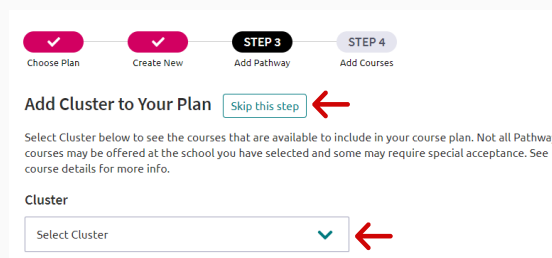
- Click the **Pink Plus Button** to load your course history in your Naviance 4 year course plan!



- Select the graduation plan you would like to build.
 - Your current school will be selected in the **Select Your School** filter.
 - Then click **Select this Plan** for graduation plan that best fits your goals. If you are unsure, reach out to your counselor to determine what plan is the best fit for you!
 - Click **Continue**



- Select a **CCTE pathway** to add to your plan. (**Note:** If you know what CCTE pathway you want to pursue, select it from the drop-down menu. If you do not know, you can skip this step by clicking the button at the top).



- At the top of the page, it will tell you how many **Credits Required (22)** there are; next to it, it will tell you how many credits are **In Plan**.

