

12 TH GRADE ENSURING I AM ON- TRACK FOR HS GRADUATION (ROAD TO 22)

COURSE PLANNER CHECKLIST

How many credits do you currently have in your plan? *Type credit # in the field to the right.*

What is the status of your English IV course?
Selection option from drop-down below.

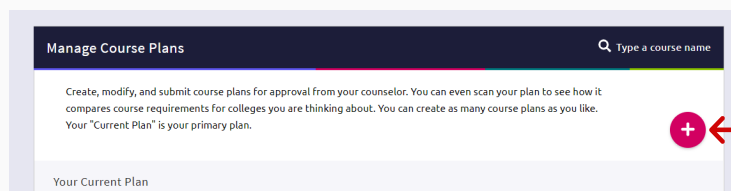
To complete this task you will be creating your 4 year plan in Naviance, completing the above checklist and completing the SY20-21 Road to 22 Reflection Survey.

To review, your course history, from your Naviance Student account:

1. From your homepage, select the **Courses Tab** at the top of the page, then select **Manage Course Plan** from the drop down menu.

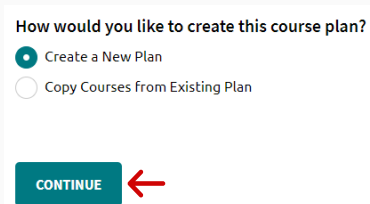
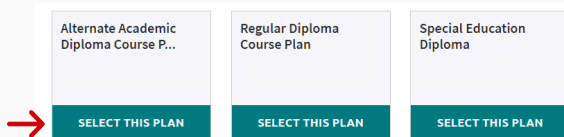


2. Click the **Pink Plus Button** to load your course history in your Naviance 4 year course plan!

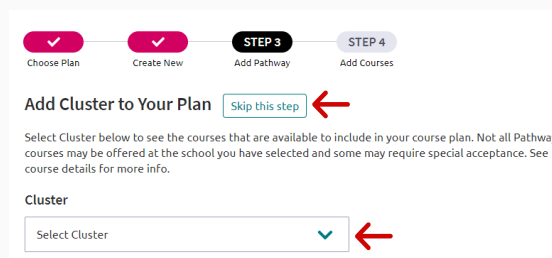


3. Select the graduation plan you would like to build.

- Your current school will be selected in the **Select Your School** filter.
- Then click **Select this Plan** for graduation plan that best fits your goals. If you are unsure, reach out to your counselor to determine what plan is the best fit for you!
- Click **Continue**



4. Select a **CCTE pathway** to add to your plan. (**Note:** If you know what CCTE pathway you want to pursue, select it from the drop-down menu. If you do not know, you can skip this step by clicking the button at the top).



5. At the top of the page, it will tell you how many **Credits Required (22)** there are; next to it, it will tell you how many credits are **In Plan**.

